



# Managing Event Registration in Strong Bonds ANG

## **User Guide**

Version 1.2 June 14, 2019

**Strong Bonds ANG**

# Table of Content

- Overview ..... 3
  - About this Guide ..... 3
  - Who Should Use this Guide ..... 3
  - How this Guide Can Help ..... 3
- Searching for Events ..... 4
- Managing Event Registration ..... 6
  - Navigating to the Registration page ..... 6
  - Registering Attendees on Their Behalf ..... 7
  - Searching for a Sponsor (Airman) or Family Member ..... 11
  - Quick Status Filtering ..... 11
  - Tile View & List View ..... 13
  - Validating an Attendee ..... 14
  - Managing the Registration Status for an Individual Attendee ..... 14
  - Managing the Registration Status for Multiple Attendees ..... 16
- Generating the Registration Report ..... 18
- Next Steps ..... 19
  - Contact Us ..... 19
- Index ..... 20

## Overview

### About this Guide

This guide provides a detailed overview on registering attendees on their behalf, approve single or multiple attendees, update registration information for attendees, updating the registration status of single and multiple attendees, and generate the registration report.

### Who Should Use this Guide

This guide aims to assist all users who enjoy system permissions to manage event registration in Strong Bonds ANG:

- Wing PM
- ANG SBPM
- ANG P&P Div Chief

### How this Guide Can Help

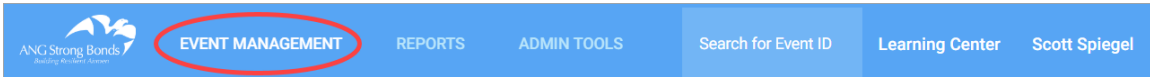
This guide provides step-by-step instructions on how to:

- Register on behalf of attendees.
- Update registration status for single and multiple users.
- Update an attendee's information.
- Generate the registration report.

## Searching for Events

The *Event Management* page allows you to search for events based on a set of criteria.

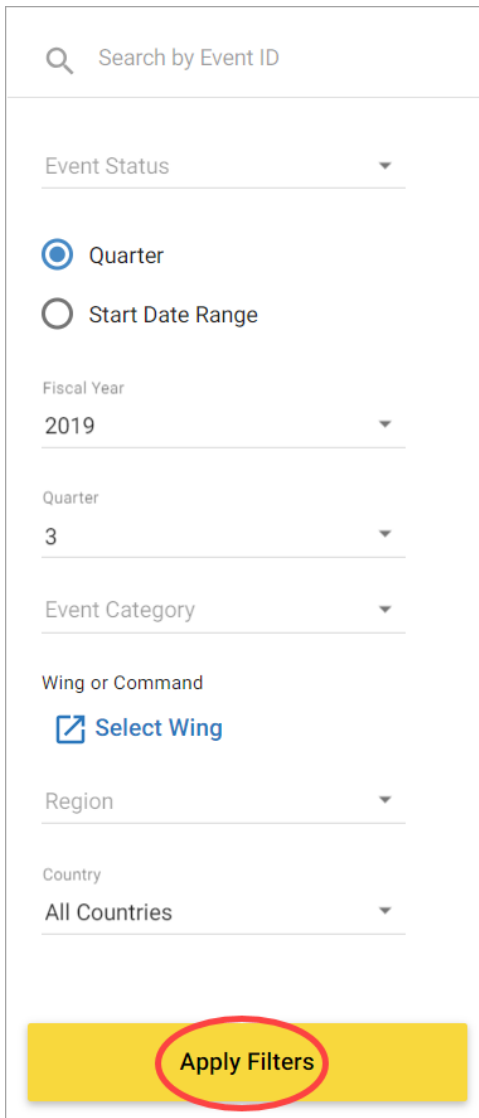
- To search for events:
  1. After logging in as a Wing PM, click *Event Management* in the Strong Bonds ANG menu bar.



2. In the left sidebar, refine your event search as follows:

Field Name	Action/Input
Search by Event ID	Enter the ID number of the event you are searching for.
Event Status	Select the checkbox next to the <i>Pending AAR</i> status.
Quarter	Select this radio button if you want to search for events based on annual quarters. Selecting this radio button, will prompt you to complete the <i>Fiscal Year</i> and <i>Quarter</i> fields.
Start Date Range	Select this radio button if you want to search for events based on a date range. Selecting this radio button, will prompt you to select the <i>From</i> and <i>To</i> dates.
Fiscal Quarter	Select a fiscal year from the drop-down.
Quarter	Use the checkboxes to select fiscal quarter(s).
Event Category	Select the checkboxes next to the categories.
Wing or Command	Click <i>Select Wing/Command</i> to enter a wing or command.
State/Region	Select a state from the <i>State</i> drop-down.
Country	Select a country from the <i>Country</i> drop-down. Note that selecting a country other than USA will change the <i>State</i> field into <i>Region</i> field. The <i>Region</i> field will be autocompleted as AE: Army Forces Europe, AP: Army Forces Pacific, and AA: Army Forces Americans based on the country you select.

3. Click *Apply Filters*.



The screenshot shows a filter panel with the following elements:

- Search by Event ID (with a magnifying glass icon)
- Event Status (dropdown menu)
- Quarter (selected with a radio button)
- Start Date Range (radio button)
- Fiscal Year (dropdown menu, set to 2019)
- Quarter (dropdown menu, set to 3)
- Event Category (dropdown menu)
- Wing or Command (with a "Select Wing" button and an external link icon)
- Region (dropdown menu)
- Country (dropdown menu, set to All Countries)
- Apply Filters (button, circled in red)

All events that match your criteria will now be featured on the main section of the *Event Management* page.

# Managing Event Registration



Once the event has an *Approved* status, the Wing PM (or other users who have system permissions to manage event details) who has created the event or is delegated to the event, can begin managing registration from the *Event Details* page.

## Navigating to the Registration page

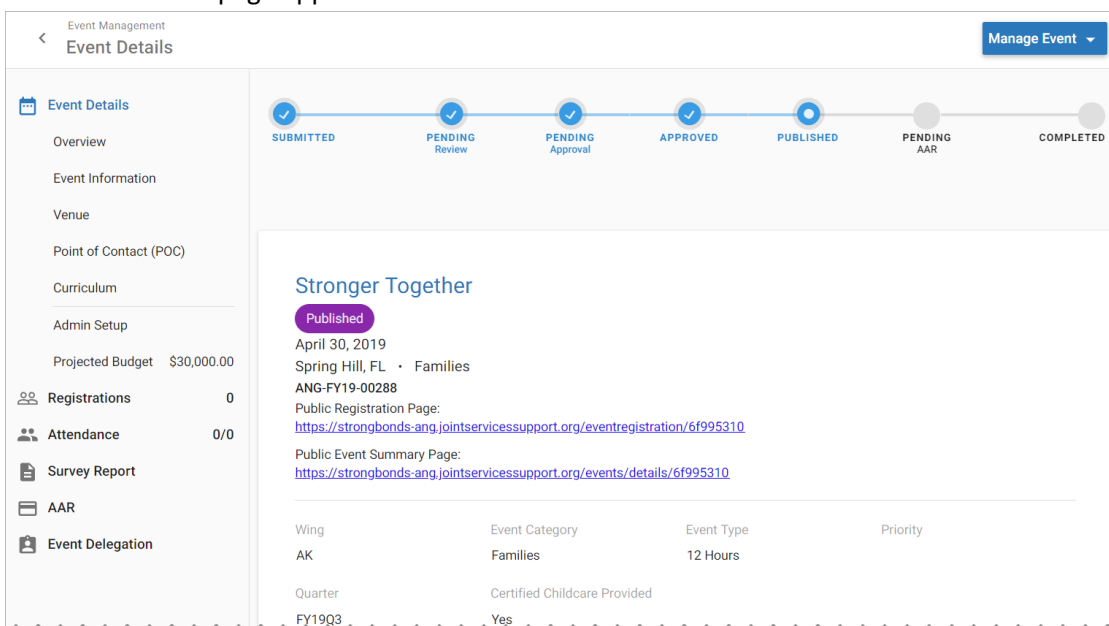
- To navigate to the *Registration* page:
  - After logging in as a Wing PM, click *Event Management* in the Strong Bonds ANG menu bar.



- Search for an event that has (at least) an Approved status using the filter sidebar, as shown in the *Searching for Events* section of this guide.
- Click the *Menu* icon in the last column and select *Event Details* in the drop-down.

Manage 0 Event(s) ▼												
Showing 2 results    Total Projected Budget: \$0.00												
<input type="checkbox"/>	Event ID	Status	Wing	State	Country	Start Date ▲	Category	Est. AMN	Certified Childcare	POC	Curriculum	
<input type="checkbox"/>	ANG-FY19-00288	Approved	AK	FL	USA	04/30/2019	Families	30	Yes	Scott Spiegel	Active Military...	Publish 
<input type="checkbox"/>	ANG-FY19-00289	Approved	AK	FL	USA	04/30/2019	Individuals	30	No	Scott Spiegel	PICK, How to Av...	Pub 

The *Event Details* page appears.



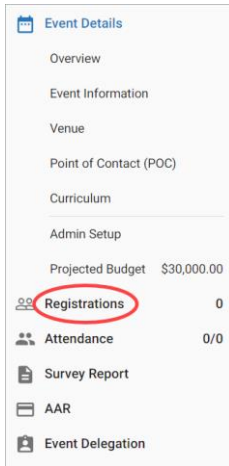
Event Management < Event Details Manage Event ▼

**Stronger Together**  
 Published  
 April 30, 2019  
 Spring Hill, FL · Families  
 ANG-FY19-00288  
 Public Registration Page: <https://strongbonds-ang.jointservicesupport.org/eventregistration/6f995310>  
 Public Event Summary Page: <https://strongbonds-ang.jointservicesupport.org/events/details/6f995310>

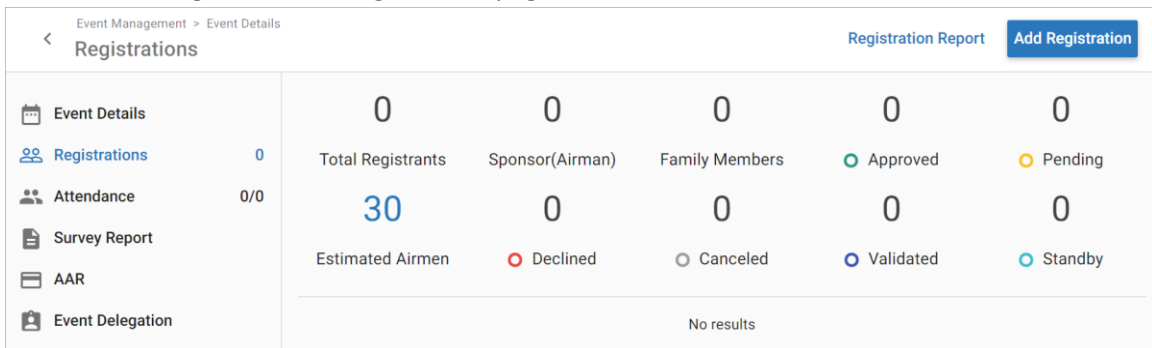
Wing	Event Category	Event Type	Priority
AK	Families	12 Hours	

Quarter	Certified Childcare Provided
FY19Q3	Yes

4. Click *Registration* in the left sidebar of the *Event Details* page.



You will be navigated to the *Registration* page.



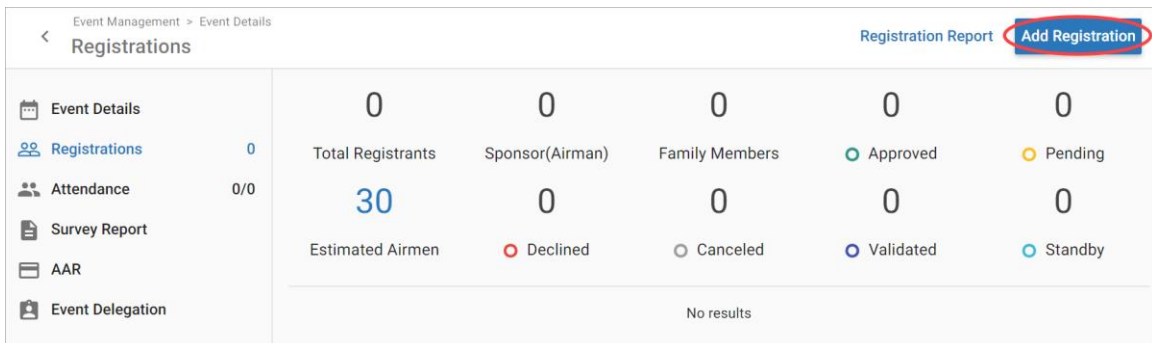
**Note:**

The progress bar featured at the top of the *Event Details* page displays which stage of the event lifecycle the event is currently on.

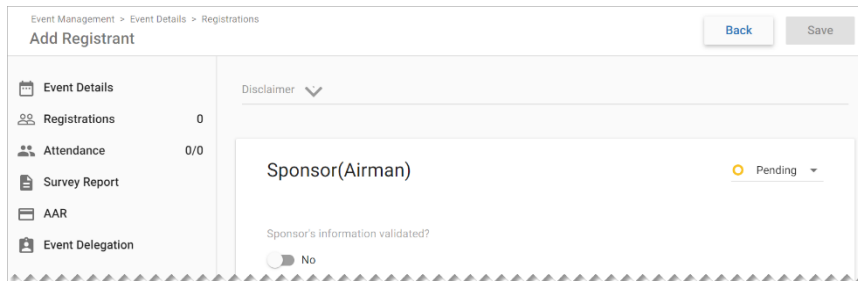
### Registering Attendees on Their Behalf

The Wing PM can register new Sponsor (Airman) for an event.

- To register a sponsor on his or her behalf:
  - Click the *Add Registration* button in the top-right corner of the *Registrations* page.



The *Add Registrant* page appears.



- On the *Add Registrant* page carry out the following steps (note that all mandatory fields are marked with asterisk):

Field Name	Action/Input
Disclaimer	Click the drop-down arrow to review the Disclaimer text.
Registration Status	Use the drop-down to select a Registration status. By default, the registration status is set to Pending.
Sponsor's information validated?	Use the Yes/No toggle button to indicate if the sponsor's information has been validated.
First Name*	Enter the sponsor's first name.
Last Name*	Enter the sponsor's last name.
Gender*	Select the radio button to select the sponsor's gender.
Age*	Enter the sponsor's age. Alternatively, use the + or – buttons.
Marital Status*	Select a marital status using the <i>Marital Status</i> drop-down.
Military Email*	Enter a military email.
Personal Email*	Enter an additional email that the sponsor uses.
Phone Number*	List a phone number.
Preferred Method of Contact*	Select your preferred method of contact from the drop-down.
Add Special Needs	Use the Yes/No toggle button to indicate if the sponsor has any special needs.
Special Needs	If you select Yes, you will need to list your special needs in the <i>Special Needs</i> field.
How many years have you served/been affiliated with military?*	Enter the number of years you have been affiliated with the military. Alternatively, use the + or – buttons.
Have you been deployed within the last 12 months?	Use the Yes/No toggle button to indicate if the sponsor has been deployed in the last 12 months.
Wing or Command*	Click the <i>Wing or Command</i> . Use the drop-downs to select your wing/command.
Rank*	Select your rank using the drop-down.
How did you hear about the Strong Bonds program*	Use the drop-down to select how you heard about the Strong Bonds ANG.

- Click *Add DEERs Registered Family Member* to add a family member. Add the following information as shown below (all mandatory fields are marked with an asterisk):

Field Name	Action/Input
Family Member's information validated	If the sponsor's information has been validated, toggle the button to Yes. Otherwise toggle No.
Register As*	Use the radio button to select if the family member is a child or a spouse. Note: if you select Spouse, then you need to use the toggle button to indicate if he/she is a service member.
Rank/Salutation*	Select your rank or salutation from the drop-down.
First Name*	Enter the family member's first name.
Last Name*	Enter the family member's last name.
Gender*	Use the radio button to select the family member's gender.
Age at Time of Event*	Enter the family member's age by the time the event will take place. Note: if you select Child in the Registered As field, you can use a checkbox to indicate if the child is younger than one year of age.
Email*	Enter the family member's email. Note that this field will not be available if you selected Child.
Phone Number*	Enter the family member's phone number. Note that this field will not be available if you selected Child.
Add Special Needs	Use the Yes/No toggle button to indicate if the sponsor has any special needs. Selecting Yes will require listing your special needs.

- Repeat step 3 to add more family members.
- Click *Save* in the top-right corner of the *Add Registrant* page.

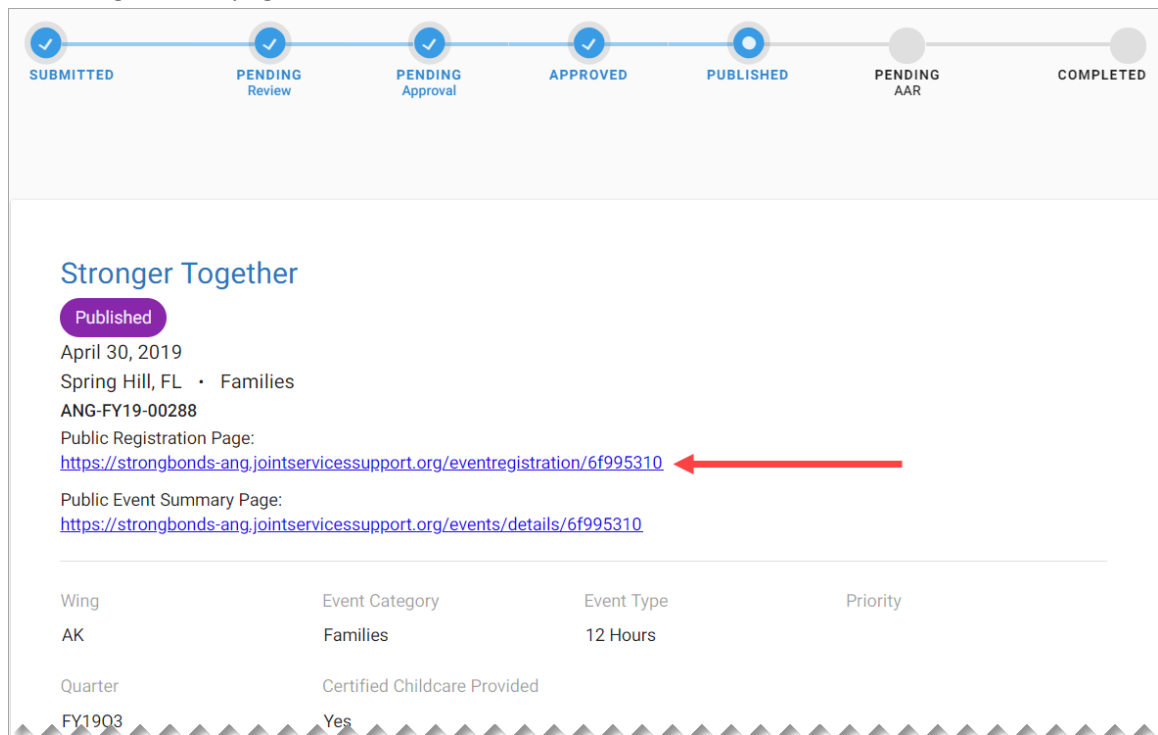
Your newly added attendees will be listed in the main section of the *Registrations* page.

Reg. Ref #	Registered As	Name	Salutation	Wing	Email	Military Status	Date Registered	Validated	Reg. Status
9357-0152	Sponsor(Airman)	Alexander, Lars	SSgt	FL	larsalexander@mail.mil	Enlisted	04/03/2019	No	Pending
9357-0152	Spouse	Anderson, Alica	1stSgt		alicaanderson@mail.mil		04/03/2019	Yes	Pending

The sponsor will receive an email notification once registration is complete, along with a reference number. Any further changes made to their registration will generate more automatic email notifications updating them of the changes made.

**Notes:**

- The Wing PM will be notified via email whenever an attendee registers for an event.
- Navigating away from the page or closing your browser without saving will result in all information being lost.
- The reference number is unique to each sponsor.
- The family number will have the same reference number as the sponsor.
- If you exceed the quota, a notification will appear on the *Registration* page reminding you to use your discretion when registering more attendees.
- Once an event is published a URL will be generated for the Public Event Summary page and the Public registration page.



The screenshot shows a progress bar at the top with seven stages: SUBMITTED, PENDING Review, PENDING Approval, APPROVED, PUBLISHED, PENDING AAR, and COMPLETED. The 'PUBLISHED' stage is currently active.

**Stronger Together**  
 Published  
 April 30, 2019  
 Spring Hill, FL · Families  
 ANG-FY19-00288  
 Public Registration Page:  
<https://strongbonds-ang.jointservicesupport.org/eventregistration/6f995310> ←  
 Public Event Summary Page:  
<https://strongbonds-ang.jointservicesupport.org/events/details/6f995310>

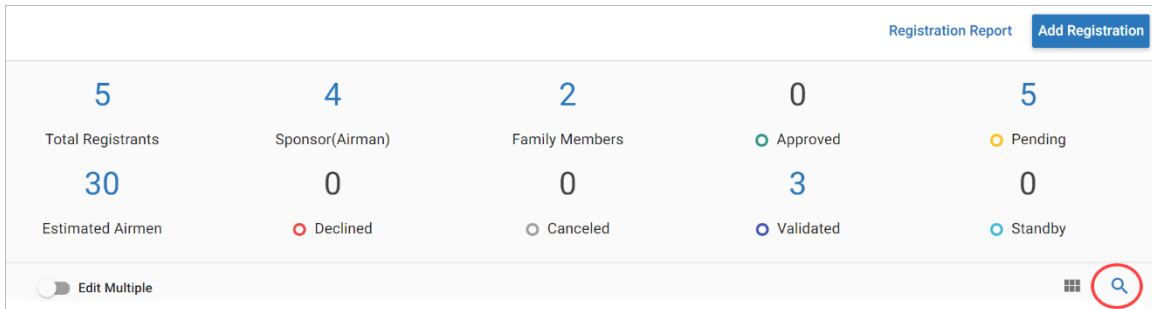
Wing	Event Category	Event Type	Priority
AK	Families	12 Hours	
Quarter	Certified Childcare Provided		
FY19Q3	Yes		

- The Public Registration Page URL can be shared with public users to allow them to register for the event. This is especially the case if your event is a private event in which case it will not appear on the *Event Management* page for public users (or any user who is not the event owner/creator/delegate).

## Searching for a Sponsor (Airman) or Family Member

The *Registration* page allows the Wing PM to easily locate Sponsors and Family Members.

- To search for a sponsor or family member:
  1. Navigate to the *Registration* page as shown in ***Navigating to the Registration page*** section of this guide.
  2. Click the *Search* icon.



The screenshot shows a dashboard with the following statistics:

Registration Report	Add Registration			
5 Total Registrants	4 Sponsor(Airman)	2 Family Members	0 Approved	5 Pending
30 Estimated Airmen	0 Declined	0 Canceled	3 Validated	0 Standby

At the bottom left, there is a toggle for "Edit Multiple". At the bottom right, there is a search icon circled in red.

3. Use the left sidebar to refine your user search as follows:

Field Name	Action/Input
Search by Name or Reg Ref #	Enter the name or reference number of the Sponsor/Family Member.
Sort By	You can sort out the list of attendees by name, email, date registered or reference number.
Registration Status	Use the checkboxes to select the registration status(es).

4. Click *Apply Filters*.
5. The sponsor and/or family members who match your filter criteria will appear on the *Registration* page.

### Quick Status Filtering

The *Registration* page displays not only the total attendees but also a breakdown of all the registration statuses.

- To quick search for a sponsor or family member based on their registration status, their user type or validation:
  1. Navigate to the *Registration* page as shown in ***Navigating to the Registration page*** section of this guide.

2. Click a featured number on the *Registration* page.

[Registration Report](#) [Add Registration](#)

<b>5</b> Total Registrants	<b>4</b> Sponsor(Airman)	<b>2</b> Family Members	<b>0</b> Approved	<b>5</b> Pending
<b>30</b> Estimated Airmen	<b>0</b> Declined	<b>0</b> Canceled	<b>3</b> Validated	<b>0</b> Standby

Edit Multiple ☰ 🔍

Reg. Ref #	Registered As	Name	Salutation	Wing	Email	Military Status	Date Registered	Validated	Reg. Status
9357-0152	Sponsor(Airman)	Alexander, Lars	SSgt	FL	larsalexander@mail.mil	Enlisted	04/03/2019	No	Pending
9357-0152	Spouse	Anderson, Alica	1stSgt		alicaanderson@mail.mil		04/03/2019	Yes	Pending
9126-6731	Sponsor(Airman)	Miller, Joel	Maj	TX	joelmiller@mail.mil	Commissioned Officer	04/03/2019	No	Pending
9126-6731	Child	Miller, Ellie	Miss				04/03/2019	Yes	Pending
3923-1394	Sponsor(Airman)	Narushima, Kazuya	Maj Gen	AL	kazuya@mail.mil	Commissioned Officer	04/03/2019	Yes	Pending

All attendees matching your filters will appear in the main section of the *Registrations* page. Note that all your selected filters will be listed in bubbles.

Reg. Ref #	Registered As	Name	Salutation	Wing	Email	Military Status	Date Registered	Validated	Reg. Status
9357-0152	Spouse	Anderson, Alica	1stSgt		alicaanderson@mail.mil		04/03/2019	Yes	Pending
9126-6731	Child	Miller, Ellie	Miss				04/03/2019	Yes	Pending

3. To remove the filter, click X inside the bubble.

[Registration Report](#) [Add Registration](#)

<b>5</b> Total Registrants	<b>4</b> Sponsor(Airman)	<b>2</b> Family Members	<b>0</b> Approved	<b>5</b> Pending
<b>30</b> Estimated Airmen	<b>0</b> Declined	<b>0</b> Canceled	<b>3</b> Validated	<b>0</b> Standby

Family Members X
←

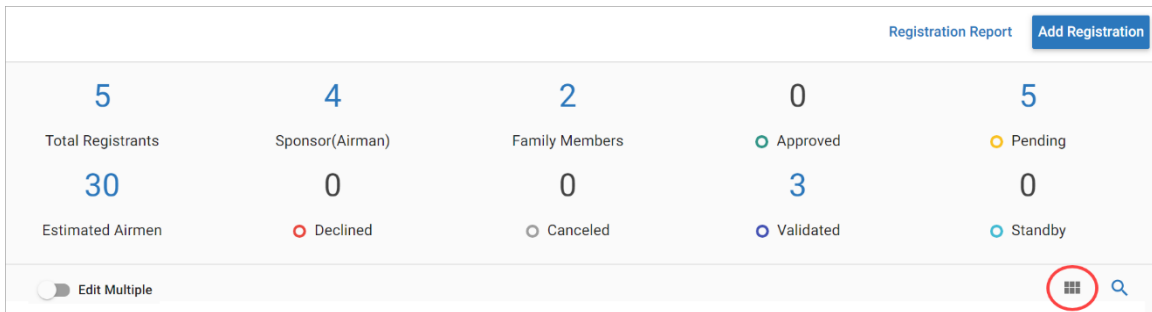
Edit Multiple ☰ 🔍

Reg. Ref #	Registered As	Name	Salutation	Wing	Email	Military Status	Date Registered	Validated	Reg. Status
9357-0152	Spouse	Anderson, Alica	1stSgt		alicaanderson@mail.mil		04/03/2019	Yes	Pending
9126-6731	Child	Miller, Ellie	Miss				04/03/2019	Yes	Pending

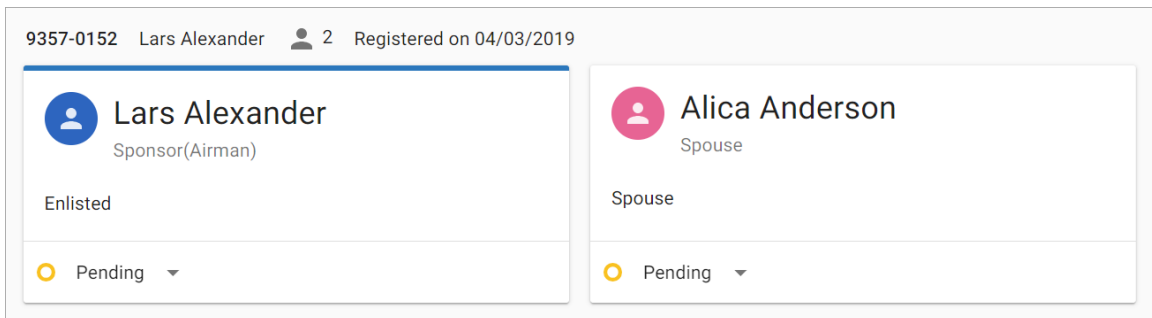
## Tile View & List View

All information on the *Registration* page appears in a List view by default. This way you are able to view most of the user's information.

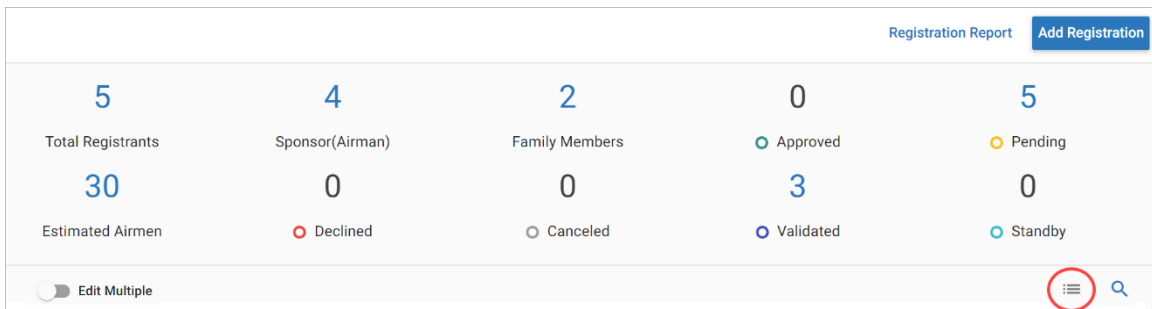
- To change your view to Tile view:
  1. Navigate to the *Registration* page as shown in ***Navigating to the Registration page*** section of this guide
  2. Click the *Tile* icon above the *Reg. Status* column.



The *Registration* page will now appear in Tile view. Note that in Tile view, you can only see the basic information for the Sponsor/Family Member.



3. To return to List view, click the *List* icon.

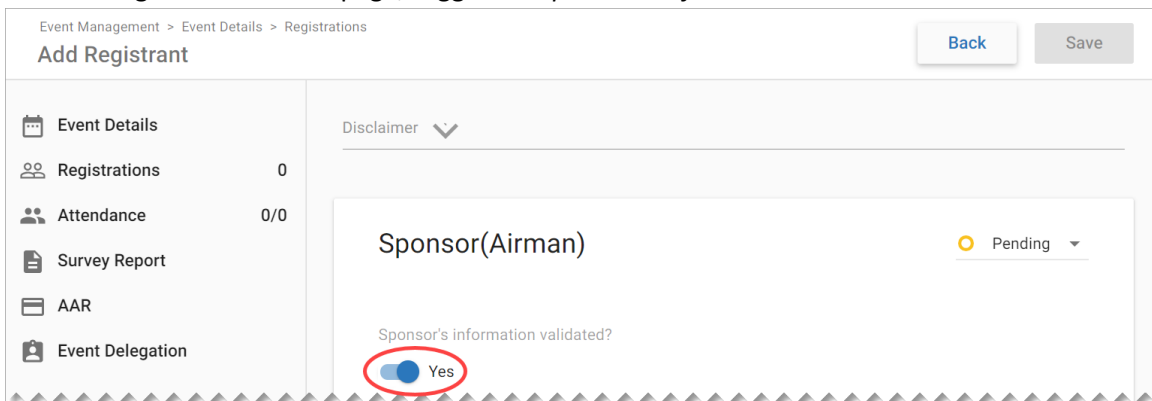


## Validating an Attendee

- To validate an attendee:
  - Navigate to the *Registration* page as shown in ***Navigating to the Registration page*** section of this guide.
  - Click the name of an attendee to view their registration details.

Reg. Ref #	Registered As	Name	Salutation	Wing	Email	Military Status	Date Registered	Validated	Reg. Status
9357-0152	Sponsor(Airman)	Alexander, Lars	SSgt	FL	larsalexander@mail.mil	Enlisted	04/03/2019	No	Pending
9357-0152	Spouse	Anderson, Alica	1stSgt		alicaanderson@mail.mil		04/03/2019	Yes	Pending
9126-6731	Sponsor(Airman)	Miller, Joel	Maj	TX	joelmiller@mail.mil	Commissioned Officer	04/03/2019	No	Pending
9126-6731	Child	Miller, Ellie	Miss				04/03/2019	Yes	Pending
3923-1394	Sponsor(Airman)	Narushima, Kazuya	Maj Gen	AL	kazuya@mail.mil	Commissioned Officer	04/03/2019	Yes	Pending

- On their registration details page, toggle the *Sponsor's information validated* button to Yes.



Event Management > Event Details > Registrations

Add Registrant Back Save

Event Details

Registrations 0

Attendance 0/0

Survey Report

AAR

Event Delegation

Disclaimer

Sponsor(Airman) Pending

Sponsor's information validated?

Yes

- To validate a Family Member, click the Sponsor(Airman) associated with the Family Member and then scroll down to the *Family Member* section of the *Add Registrant* page. Now repeat, step 2 of this section.

## Managing the Registration Status for an Individual Attendee

Strong Bonds ANG provides you the ability to select a registration status for an attendee.

- To update the registration status for an attendee:
  - Navigate to the *Registration* page as shown in ***Navigating to the Registration page*** section of this guide.
  - Locate the attendee whose status you wish to update. You can use the quick filter method or the search method, as discussed on page 10 & 11, respectively.

3. Click the *Reg. Status* drop-down in the right-most column.

Reg. Ref #	Registered As	Name	Salutation	Wing	Email	Military Status	Date Registered	Validated	Reg. Status
9357-0152	Sponsor(Airman)	Alexander, Lars	SSgt	FL	larsalexander@mail.mil	Enlisted	04/03/2019	No	Pending
9357-0152	Spouse	Anderson, Alica	1stSgt		alicaanderson@mail.mil		04/03/2019	Yes	Pending
9126-6731	Sponsor(Airman)	Miller, Joel	Maj	TX	joelmiller@mail.mil	Commissioned Officer	04/03/2019	No	Approved
9126-6731	Child	Miller, Ellie	Miss				04/03/2019	Yes	Canceled
3923-1394	Sponsor(Airman)	Narushima, Kazuya	Maj Gen	AL	kazuya@mail.mil	Commissioned Officer	04/03/2019	Yes	Declined
									Standby

4. Select one of the following registration statuses from the drop-down:

Registration Status	Description
Approved	To approve an attendee, select <i>Approved</i> .
Canceled	To cancel an attendee's registration, select <i>Canceled</i> .
Declined	To decline an attendee's registration, select <i>Declined</i> .
Standby	To place an attendee on standby, select <i>Standby</i> .
Pending	To revert an attendee back to the default status, select <i>Pending</i> .

5. You can also modify an attendee's registration status from the *Add Registrant* page by clicking the attendee's name and then modifying their status from the status drop-down.

Event Management > Event Details > Registrations

Add Registrant Back Save

- Event Details
- Registrations 0
- Attendance 0/0
- Survey Report
- AAR
- Event Delegation

Disclaimer

Sponsor(Airman) Pending

Sponsor's information validated?  
 Yes

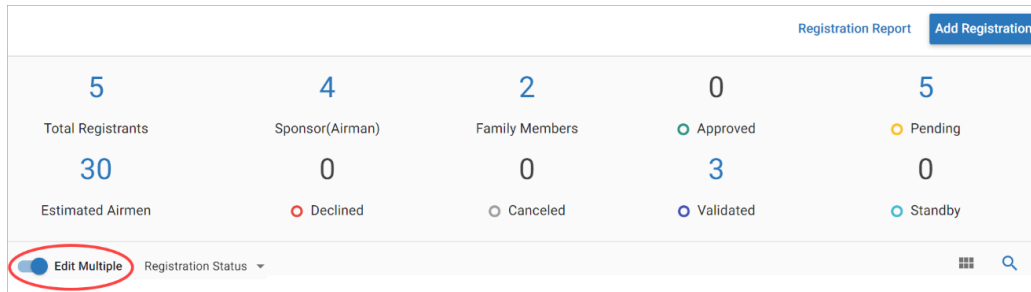
**Note:**

If you exceed the quota, a notification will appear on the *Registration* page reminding you to use your discretion when registering more attendees.

## Managing the Registration Status for Multiple Attendees

Strong Bonds ANG provides you the ability to select a registration status for an attendee.

- To update the registration status for multiple attendees:
  1. Navigate to the *Registration* page as shown in **Navigating to the Registration page** section of this guide.
  2. Toggle the *Edit Multiple* button to blue.



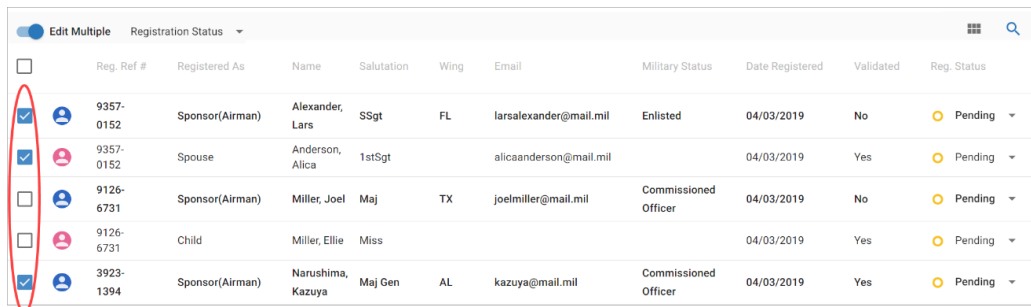
Registration Report [Add Registration](#)

5	4	2	0	5
Total Registrants	Sponsor(Airman)	Family Members	Approved	Pending
30	0	0	3	0
Estimated Airmen	Declined	Canceled	Validated	Standby

**Edit Multiple** Registration Status ▾

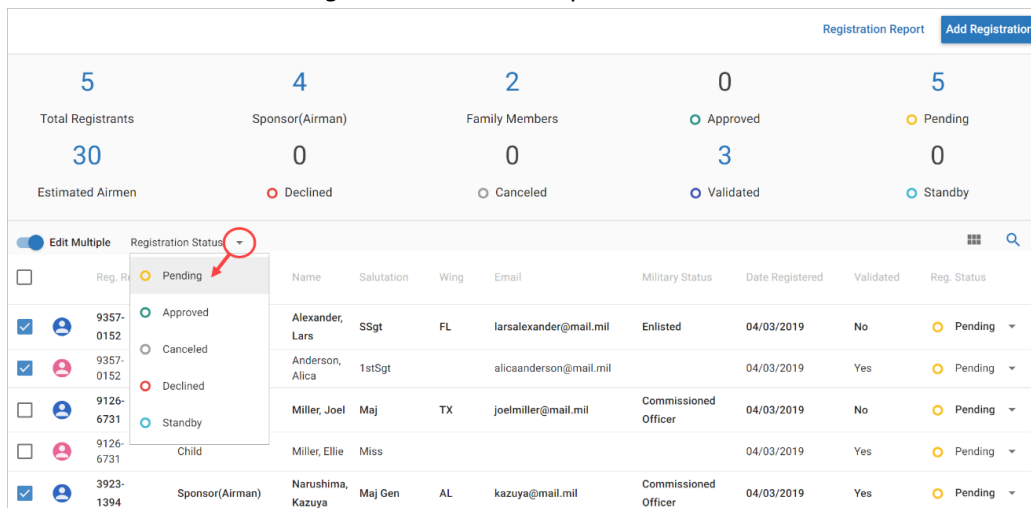
Note that the *Registration Status* drop-down now appears next to the toggle button.

3. Select the checkboxes next to the attendees whose status you wish to update.



<input type="checkbox"/>	Reg. Ref #	Registered As	Name	Salutation	Wing	Email	Military Status	Date Registered	Validated	Reg. Status
<input checked="" type="checkbox"/>	9357-0152	Sponsor(Airman)	Alexander, Lars	SSgt	FL	larsalexander@mail.mil	Enlisted	04/03/2019	No	Pending
<input checked="" type="checkbox"/>	9357-0152	Spouse	Anderson, Alica	1stSgt		alicaanderson@mail.mil		04/03/2019	Yes	Pending
<input type="checkbox"/>	9126-6731	Sponsor(Airman)	Miller, Joel	Maj	TX	joelmiller@mail.mil	Commissioned Officer	04/03/2019	No	Pending
<input type="checkbox"/>	9126-6731	Child	Miller, Ellie	Miss				04/03/2019	Yes	Pending
<input checked="" type="checkbox"/>	3923-1394	Sponsor(Airman)	Narushima, Kazuya	Maj Gen	AL	kazuya@mail.mil	Commissioned Officer	04/03/2019	Yes	Pending

4. Select a status from the *Registration Status* drop-down.



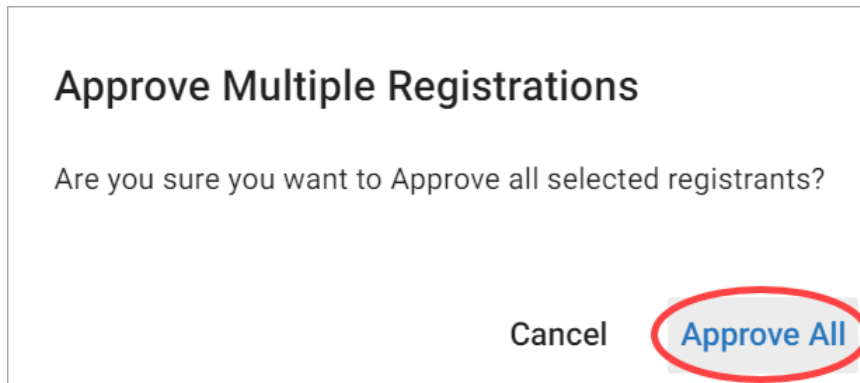
Registration Report [Add Registration](#)

5	4	2	0	5
Total Registrants	Sponsor(Airman)	Family Members	Approved	Pending
30	0	0	3	0
Estimated Airmen	Declined	Canceled	Validated	Standby

**Edit Multiple** Registration Status ▾

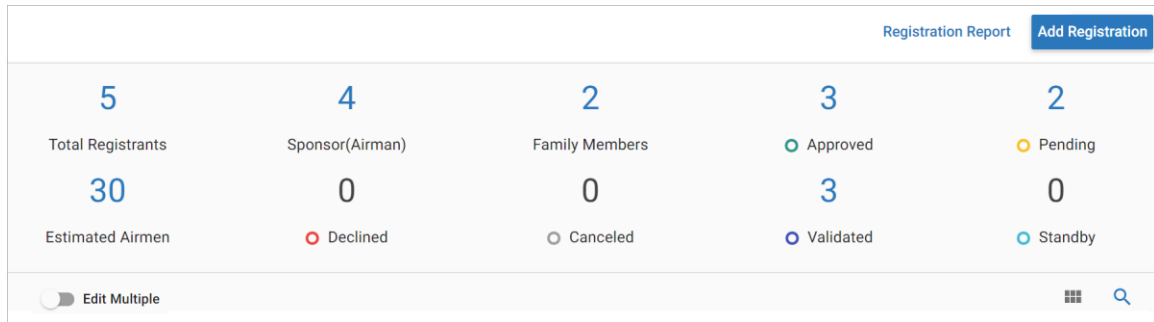
<input type="checkbox"/>	Reg. Ref #	Registered As	Name	Salutation	Wing	Email	Military Status	Date Registered	Validated	Reg. Status
<input checked="" type="checkbox"/>	9357-0152	Sponsor(Airman)	Alexander, Lars	SSgt	FL	larsalexander@mail.mil	Enlisted	04/03/2019	No	Pending
<input checked="" type="checkbox"/>	9357-0152	Spouse	Anderson, Alica	1stSgt		alicaanderson@mail.mil		04/03/2019	Yes	Pending
<input type="checkbox"/>	9126-6731	Sponsor(Airman)	Miller, Joel	Maj	TX	joelmiller@mail.mil	Commissioned Officer	04/03/2019	No	Pending
<input type="checkbox"/>	9126-6731	Child	Miller, Ellie	Miss				04/03/2019	Yes	Pending
<input checked="" type="checkbox"/>	3923-1394	Sponsor(Airman)	Narushima, Kazuya	Maj Gen	AL	kazuya@mail.mil	Commissioned Officer	04/03/2019	Yes	Pending

5. Confirm that status update in the pop-up that appears.



6. Toggle the *Edit Multiple* button to gray once you are done. You will no longer be able to select multiple attendees.

Note that the numbers featured on the *Registration* page will now be updated based on your registration status update(s), be it single or multiple attendees.



Registration Report [Add Registration](#)

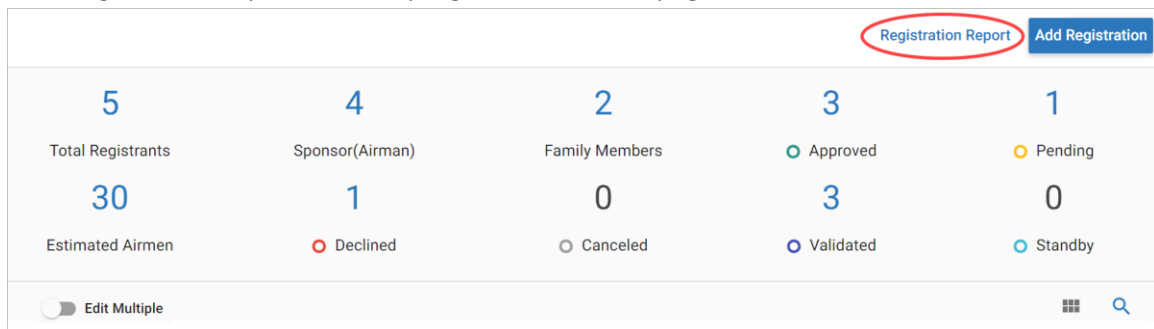
5	4	2	3	2
Total Registrants	Sponsor(Airman)	Family Members	Approved	Pending
30	0	0	3	0
Estimated Airmen	Declined	Canceled	Validated	Standby

Edit Multiple ☰ 🔍

## Generating the Registration Report

All the registration data collected on the *Registration* page can be easily exported as a Registration Report.

- To generate the registration report:
  1. Navigate to the *Registration* page as shown in ***Navigating to the Registration page*** section of this guide.
  2. Click *Registration Report* in the top-right corner of the page.



3. Click Save in the pop-up notification.
4. Open the report.

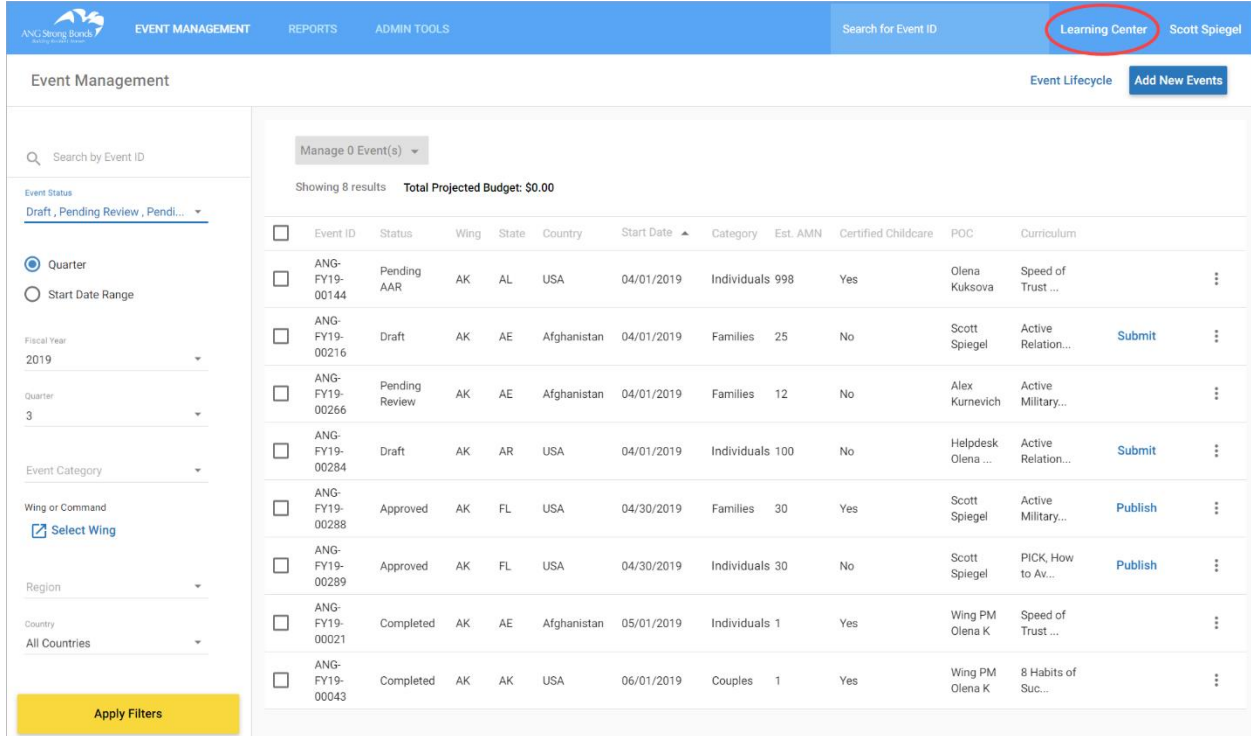
First Name	Last Name	Salutation	Reference Code	Category	Unit/Command
Lars	Alexander	SSgt	9357-0152	Sponsor	FL
Alica	Anderson	1stSgt	9357-0152	Spouse	
Joel	Miller	Maj	9126-6731	Sponsor	TX
Ellie	Miller	Miss	9126-6731	Child	
Kazuya	Narushima	Maj Gen	3923-1394	Sponsor	AL

**Notes:**

- If the Family Member is a Child under 1-year old, the Age column will show the age in months i.e. 0 Years 8 Months.
- You can make changes to the report by enabling the edit option in MS Excel.

## Next Steps

Congratulations! You have completed the Strong Bonds **Managing Event Registration in Strong Bonds ANG User Guide**. For more information, please visit the Strong Bonds ANG Learning Center.



Event Management

Event Lifecycle [Add New Events](#)

Search by Event ID

Manage 0 Event(s)

Showing 8 results Total Projected Budget: \$0.00

Event ID	Status	Wing	State	Country	Start Date	Category	Est. AMN	Certified Childcare	POC	Curriculum
ANG-FY19-00144	Pending AAR	AK	AL	USA	04/01/2019	Individuals 998	Yes		Olena Kuksova	Speed of Trust ...
ANG-FY19-00216	Draft	AK	AE	Afghanistan	04/01/2019	Families 25	No		Scott Spiegel	Active Relation... <a href="#">Submit</a>
ANG-FY19-00266	Pending Review	AK	AE	Afghanistan	04/01/2019	Families 12	No		Alex Kurnevich	Active Military... <a href="#">Submit</a>
ANG-FY19-00284	Draft	AK	AR	USA	04/01/2019	Individuals 100	No		Helpdesk Olena ...	Active Relation... <a href="#">Submit</a>
ANG-FY19-00288	Approved	AK	FL	USA	04/30/2019	Families 30	Yes		Scott Spiegel	Active Military... <a href="#">Publish</a>
ANG-FY19-00289	Approved	AK	FL	USA	04/30/2019	Individuals 30	No		Scott Spiegel	PICK, How to Av... <a href="#">Publish</a>
ANG-FY19-00021	Completed	AK	AE	Afghanistan	05/01/2019	Individuals 1	Yes		Wing PM Olena K	Speed of Trust ...
ANG-FY19-00043	Completed	AK	AK	USA	06/01/2019	Couples 1	Yes		Wing PM Olena K	8 Habits of Suc...

Apply Filters

## Contact Us

Your feedback is important to us. If you have any questions or comments related to this guide, please contact the Strong Bonds Helpdesk available at via email at [feedback@ANGStrongBonds.org](mailto:feedback@ANGStrongBonds.org) or via telephone at 1-888-577-8003.

# Index

<b>E</b>		<b>S</b>	
event details .....	6	status	
events		approved .....	6
searching for events.....	4		
<b>P</b>		<b>U</b>	
page		users .....	3
add registration.....	8	ANG P&P Div Chief .....	3
registration .....	6	ANG SBPM .....	3
		Family Member .....	9
		Sponsor (Airman).....	7
		Wing PM .....	3
<b>R</b>		<b>V</b>	
registering		validating an attendee .....	14
register on behalf of attendees.....	7	view list .....	13
registration report .....	18	view tile .....	13
registration status			
update.....	14		